

OVERSEAS

REQUIRED DOCUMENTS BEFORE MOBILITY

1

NOMINATION & APPLICATION

Student is nominated to study at the partner uni by OZS. Student submits an application according to the partner uni instructions.

2

ACCEPTANCE LETTER

Student receives a confirmation of admission which then uploads to checklist in InSIS.

3

LEARNING AGREEMENT

Student completes Learning Agreement in InSIS with the courses to be studied abroad.

4

BANK ACCOUNT & EMERGENCY CONTACT

Student inserts bank account details in InSIS for the scholarship payment. Student also fills in the emergency contact form.

5

FLIGHT TICKET

Student uploads a copy of his/her flight ticket. It must include name of the passanger, dates and all the flights from Europe to the final destination.

PRACTICAL INFORMATION

Every student individually arranges:



VISA (IF NECESSARY)



INSURANCE



ACCOMODATION

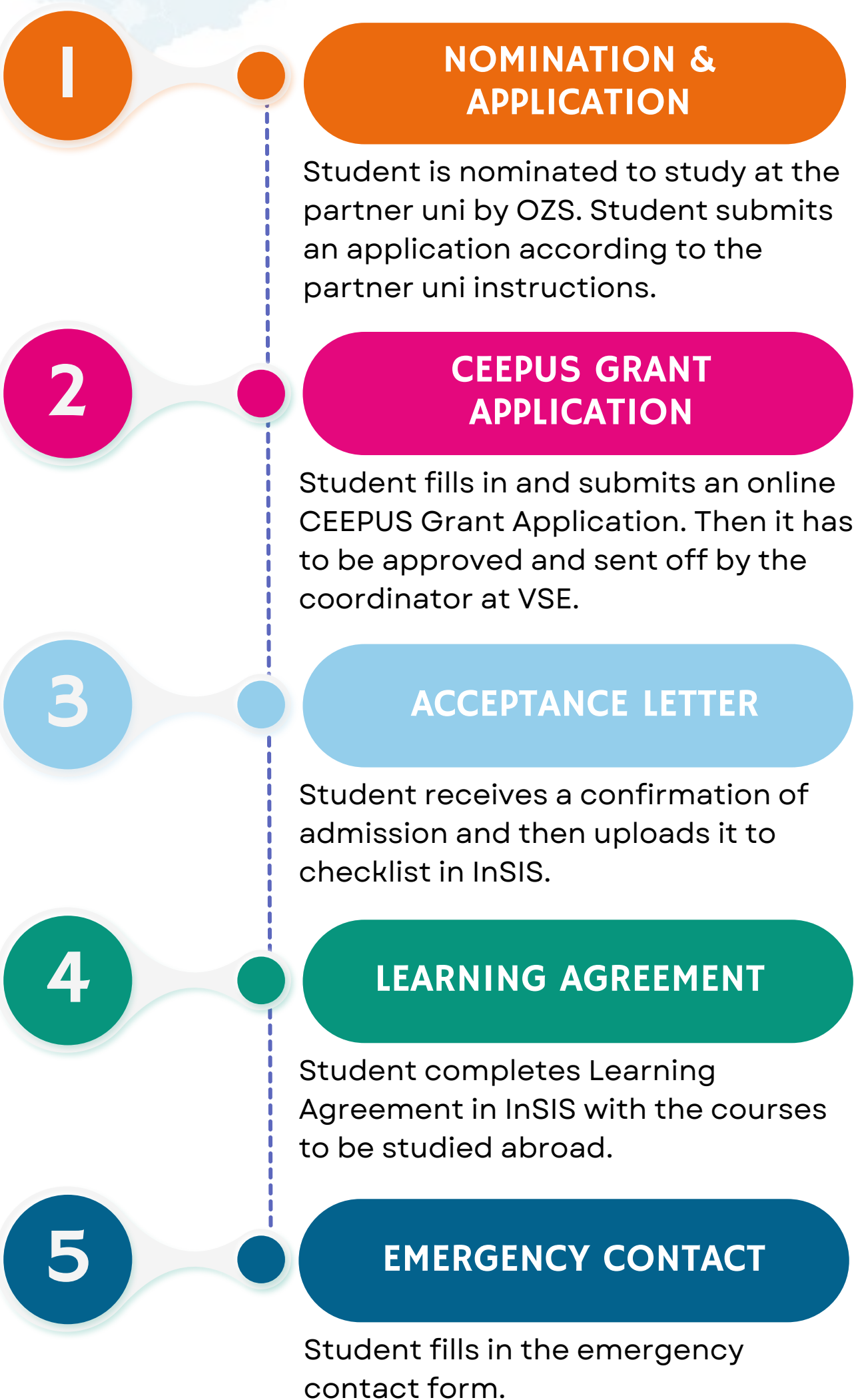


FOR USEFUL TIPS AND MORE INFORMATION CHECK THE STUDENT'S REPORTS IN INSIS.

CEEPUS

Central European Exchange Program for University Studies

REQUIRED DOCUMENTS BEFORE MOBILITY




PRACTICAL INFORMATION


Every student individually arranges:

 **VISA (IF NECESSARY)**

 **INSURANCE**

 **ACCOMODATION**

 **FOR USEFUL TIPS AND MORE INFORMATION CHECK THE STUDENT'S REPORTS IN INSIS.**

 **MORE INFO CAN BE FOUND ON THE "COUNTRY INFORMATION" SECTION OF THE CEEPUS WEB.**