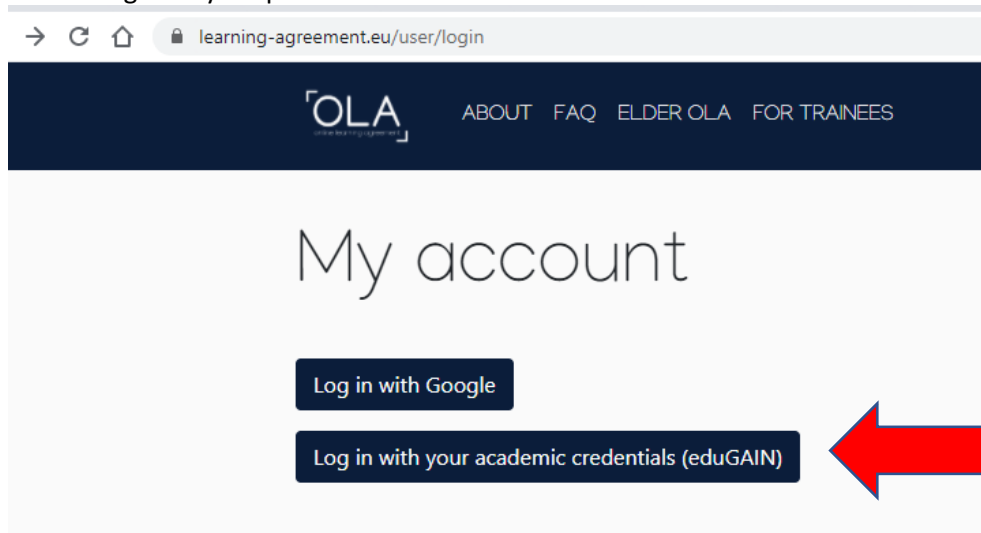


ONLINE LEARNING AGREEMENT

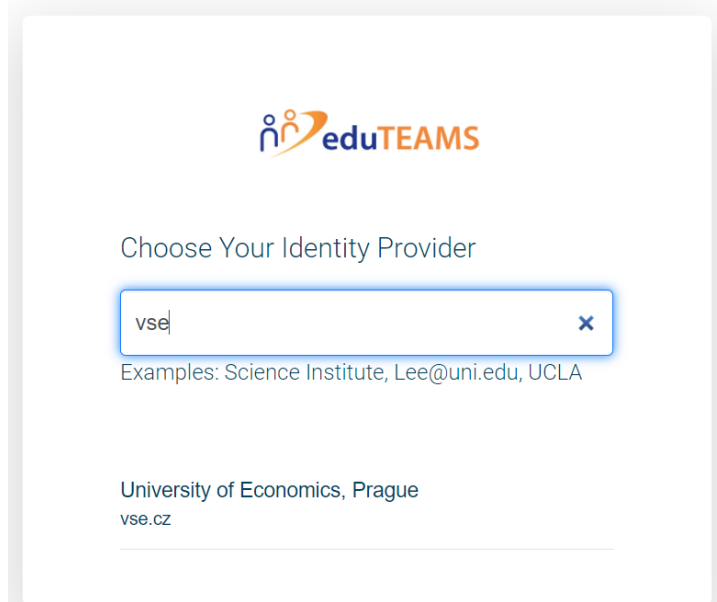
One of the necessary steps before your mobility is a duly signed Online Learning Agreement. You can find a pre-filled version of your OLA at <https://learning-agreement.eu/>.

How to log in to your profile:



The screenshot shows the login page of the Online Learning Agreement (OLA) system. The browser address bar displays 'learning-agreement.eu/user/login'. The page header includes the OLA logo and navigation links for 'ABOUT', 'FAQ', 'ELDER OLA', and 'FOR TRAINEES'. The main heading is 'My account'. Below this, there are two login buttons: 'Log in with Google' and 'Log in with your academic credentials (eduGAIN)'. A red arrow points to the 'Log in with your academic credentials (eduGAIN)' button.

To sign in please choose the correct institution, i.e. „University of Economics, Prague”:



This screenshot shows the 'Choose Your Identity Provider' step in the eduTEAMS system. The logo 'eduTEAMS' is at the top. Below it, the text 'Choose Your Identity Provider' is displayed. A search input field contains the text 'vse' and has a clear button (X). Below the input field, there are examples: 'Science Institute, Lee@uni.edu, UCLA'. At the bottom of the search results, the 'University of Economics, Prague' is listed with its domain 'vse.cz'.



This screenshot shows the 'Chosen Identity Provider' step in the eduTEAMS system. The logo 'eduTEAMS' is at the top. Below it, the text 'Chosen Identity Provider' is displayed. A dropdown menu shows the selected institution: 'University of Economics, Prague' with its domain 'vse.cz'. Below the dropdown, there are two buttons: 'Add another institution' and 'Edit'.

Use your InSIS login details and proceed to register:



Přihlásit se k ERASMUS Service
Provider Proxy

Uživatelské jméno

username01

> Zapomněli jste své heslo?

> Potřebujete pomoc?

Heslo

.....

Jednorázové přihlášení

Smazat předešlé povolení k
uvolnění Vašich informací k této
službě.

Přihlášení



You tried to access (a service via) ERASMUS Service Provider Proxy, but
we couldn't find a registration. Let's fix that!

Proceed to register on the ERASMUS Service Provider Proxy

Finish your registration by email verification (check the Spam folder):



Registrar

Form

Submitted registrations

Sign out

Application for ERASMUS Account Registry

Name* John Doe

E-mail* username01@vse.cz

Email with verification link will be sent to provided email address.

Username* username01

A username that will be provided to services.

ERASMUS Acceptable Use Policy

I have read and agreed
with the ERASMUS
Acceptable Use Policy*

Confirm

Submit



Registrar

Form

Submitted registrations

Sign out

Email verification needed

Please check your mailbox [redacted]@vse.cz and click the link to verify your email address. Without verification it is not possible to approve your application.

Re-send mail verification message

After completed registration edit your profile:

OLA ABOUT FAQ ELDER OLA FOR TRAINEES MY LEARNING AGREEMENTS MY ACCOUNT LOG OUT

Fill out the required fields to complete your profile. x

My account

VIEW EDIT

My Personal Information

Firstname * Lastname *

Date of birth * Gender * Nationality *

dd.mm.rrrr - Select a value -

In the MY LEARNING AGREEMENTS section you should find your pre-filled learning agreement:

OLA ABOUT FAQ ELDER OLA FOR TRAINEES MY LEARNING AGREEMENTS MY ACCOUNT LOG OUT

See the status of your Online Learning Agreement to successfully finalise it with the sending and receiving university.

Create New

Sending Institution	Receiving Institution	Status	Created	View or Edit
VYSOKA SKOLA EKONOMICKA V	WIRTSCHAFTSUNIVERSITÄT	Signed by Sending HEI and sent to the	Tue, 10/27/2020 -	View

ATTENTION!!! An automatically filled **academic year** doesn't have to correspond with AY of your mobility, please do not forget to modify this information during the process of updating your LA.

OLA ABOUT FAQ ELDER OLA FOR TRAINEES MY LEARNING AGREEMENTS MY ACCOUNT LOG OUT

- 1 Student Information
- 2 Sending Institution Information
- 3 Receiving Institution Information
- 4 Proposed Mobility Programme
- 5 Commitment

Academic year *

2021/2022

Student

First name(s) * Last name(s) *

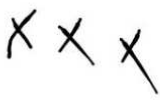
Providing that your Faculty/Vice-Dean or Host school does not approve the submitted version of your OLA and sends it back for revision (an automatic notification will be sent via email), the comment and reasons for refusal will be found on the last screen under the signature box:

OLA
online learning agreement

ABOUT FAQ ELDER OLA FOR TRAINEES


MY LEARNING AGREEMENTS MY ACCOUNT LOG OUT

By digitally signing this document, the student, the Sending Institution and the Receiving Institution confirm that they approve the Learning Agreement and that they will comply with all the arrangements agreed by all parties. Sending and Receiving Institutions undertake to apply all the principles of the Erasmus Charter for Higher Education relating to mobility for studies (or the principles agreed in the Inter-Institutional Agreement for institutions located in Partner Countries). The Beneficiary Institution and the student should also commit to what is set out in the Erasmus+ grant agreement. The Receiving Institution confirms that the educational components listed are in line with its course catalogue and should be available to the student. The Sending Institution commits to recognise all the credits or equivalent units gained at the Receiving Institution for the successfully completed educational components and to count them towards the student's degree. The student and the Receiving Institution will communicate to the Sending Institution any problems or changes regarding the study programme, responsible persons and/or study period.



Clear

Rejection reason



Reason for declining the previous Online Learning Agreement proposal